

Azimut's Position in the James Bay Region, Québec

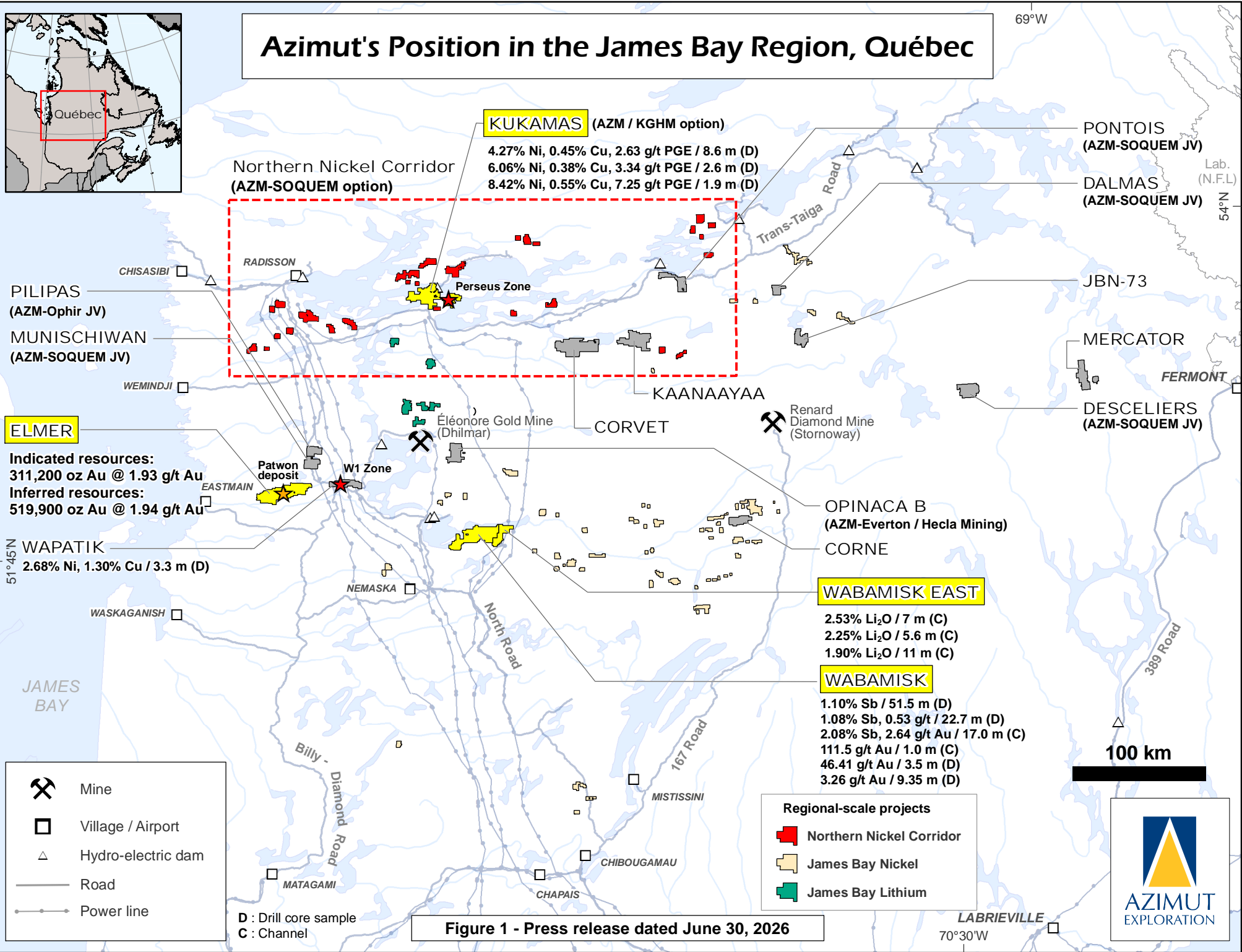
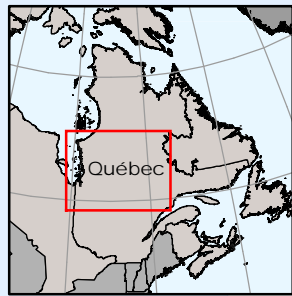


Figure 1 - Press release dated June 30, 2026



Wabamisk & Wabamisk East Properties, James Bay Region, Québec

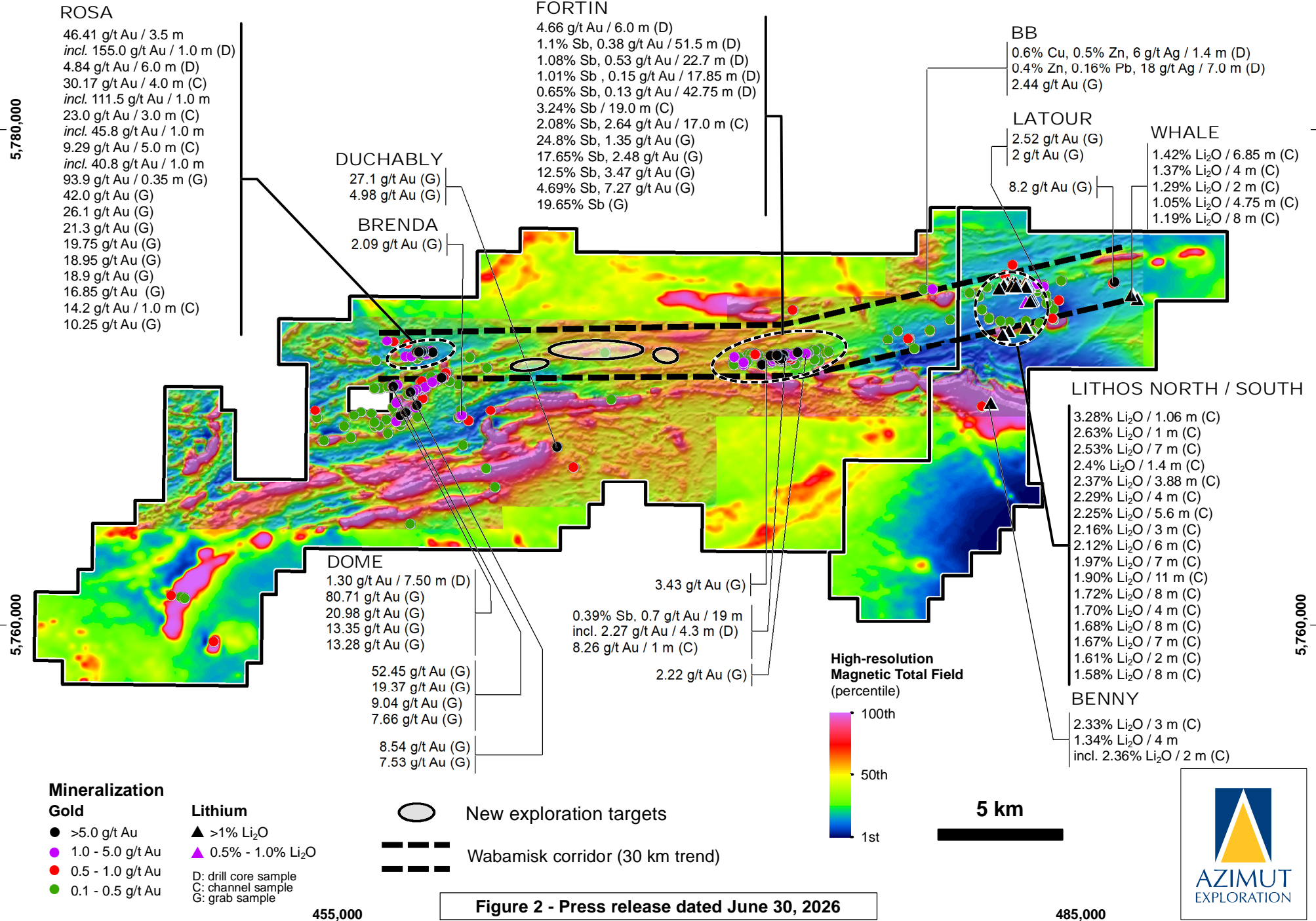



Figure 2 - Press release dated June 30, 2026



Elmer Property, James Bay Region, Québec

335,000



5,815,000

5,795,000

5,795,000

PATWON GOLD ZONE

Indicated resources:
311,200 oz Au
Inferred resources:
519,900 oz Au

WOLF
0.30 g/t Au / 17.0 m
incl. 2.55 g/t Au / 1.0 m (D)
58.2 g/t Au (G)
20.6 g/t Au / 0.75 m (C)
19.25 g/t Au / 1.0 m (C)

WOLF NORTH
5.09 g/t Au, 172 g/t Ag, 7.53 % Cu (G)
4.65 g/t Au, 160 g/t Ag, 7% Cu (G)
2.38 g/t Au, 91.4 g/t Ag, 4.71 % Cu (G)
2.3 g/t Au, 8.24 g/t Ag, 1.3 % Zn (G)
2.04 g/t Au, 111 g/t Ag, 4.01 % Cu (G)

PATWON WEST
12.65 g/t Au (G)
12.6 g/t Au (G)
8.21 g/t Au (G)

A-21
0.5 g/t Au, 45.0 g/t Ag / 30 m (D)
0.36 g/t Au / 31.0 m (D)
2.7 g/t Au, 5.0% Zn / 1 m (D)
0.8 g/t Au / 11 m (D)
77.8 g/t Au, 167.0 g/t Ag (G)
60.4 g/t Au, 122.0 g/t Ag (G)
42.65 g/t Au, 116.2 g/t Ag (G)

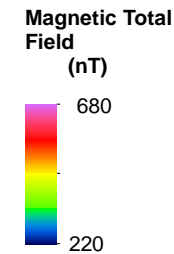
EQUINOX
5.29% Cu, 1.02 g/t Au, 51.7 g/t Ag (G)

PATWON EAST
1.35 g/t Au / 8.87 m incl. 15.3 g/t Au / 0.57 m (D)
4.29 g/t Au / 0.95 m (D)
3.38 g/t Au / 2.4 m (D)
122 g/t Au, 160 g/t Ag, 307 g/t Te / 0.5 m (D)

GABBRO
181.5 g/t Au, 345 g/t Ag (G)
77.8 g/t Au, 167.0 g/t Ag (G)
60.4 g/t Au, 122.0 g/t Ag (G)
45.2 g/t Au, 64.2 g/t Ag (G)
42.65 g/t Au, 116.2 g/t Ag (G)
40.94 g/t Au, 116 g/t Ag (G)

K2
7.42 g/t Au, 1.74 g/t Au (G)
3.64 g/t Au, 2.28 g/t Au (G)
2.60 g/t Au (G)
2.52 g/t Au, 29.2 g/t Ag (G)
8.28% Cu, 1.87% Cu (G)
3.71% Cu, 2.98% Cu (G)
3.08% Cu, 1.80% Cu, 1.46% Cu (G)

5.39 g/t Au, 111 g/t Ag, 5.05% Cu (G)
3.39 g/t Au (G)
2.12 g/t Au, 1.35 g/t Au (G)
6.42% Cu, 2.02% Cu, 1.49% Cu (G)



- Gold-in-till
- Samples with grades of:
 - > 0.5 g/t Au and / or
 - > 10 g/t Ag and / or
 - > 0.5% Cu and / or
 - > 0.5% Zn and / or
 - > 10 g/t Te and / or
 - > 10 g/t Bi



Priority Target Zones

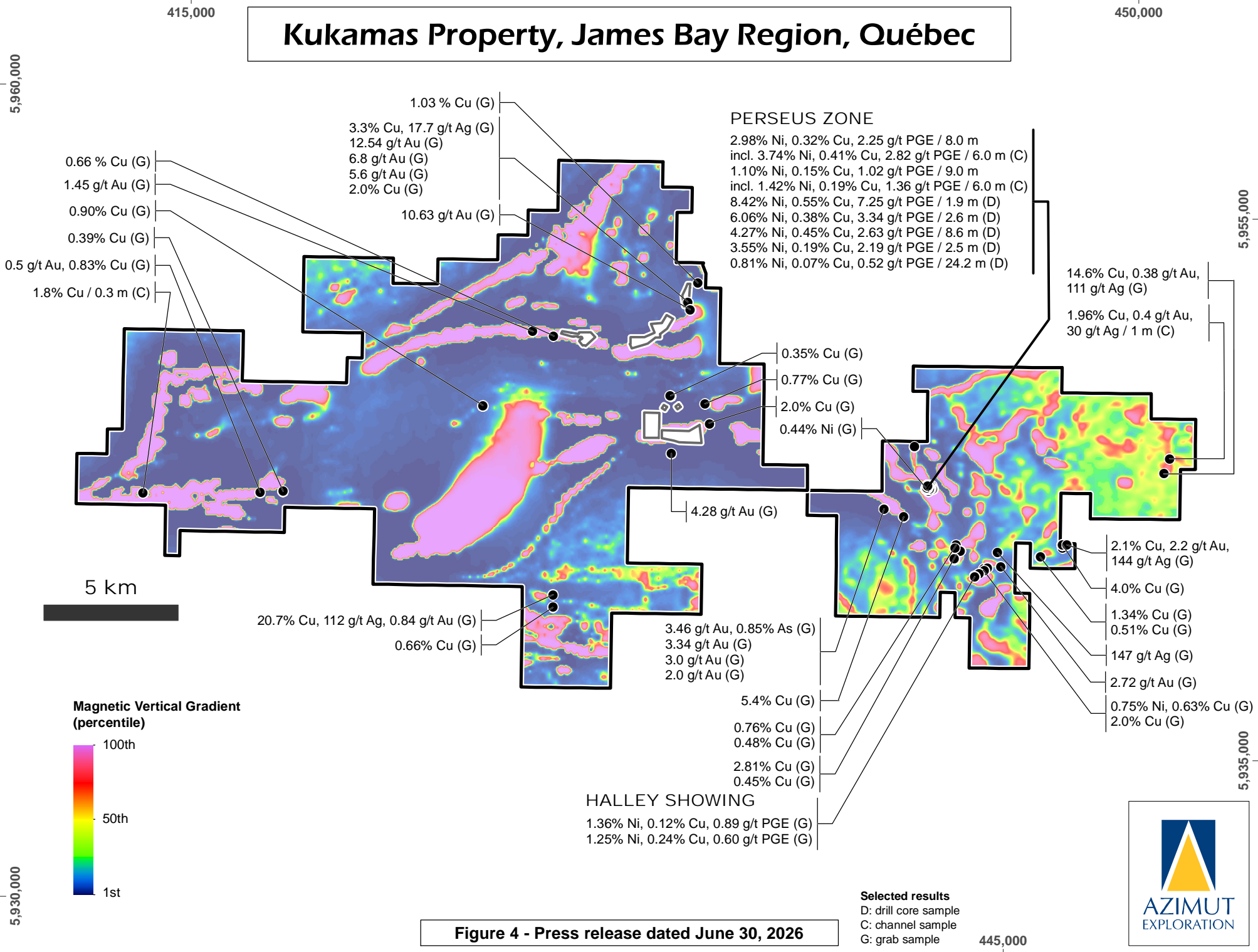
D: drill core sample
C: channel sample
G: grab sample

310,000

Figure 3 - Press release dated June 30, 2026

335,000

Kukamas Property, James Bay Region, Québec



Wabamisk Property, Rosa Gold Zone James Bay Region, Québec



Photo 1 - Mechanical stripping along the Rosa Zone.



Photo 2 - Rosa Zone. Quartz veining with tourmaline alteration.



Photo 3 - Rosa Zone. Strong tourmaline alteration with quartz veining.